


# UNIVERSAL SERIES

Anodized Aluminum Frames (Flush Fit) & Plastic Panel Inserts

- Radius Corner
- Square Corner




Panel ROP 5808000  
Holder RHD 5808000



Panel SOP 5618000  
Holder SHD 5618000



Panel SOP 5212000  
Holder SHD 5212000



Custom Size  
4" x 3"



Panel SOP 5208000  
Holder SHD 5208000



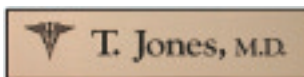
Panel ROP 5012000  
Holder RHD 5012000



Panel SOP 5909000  
Holder SHD 5909000



Panel ROP 5209000  
Holder RHD 5209000



Panel SOP 5208000  
Holder SHD 5208000



Panel SOP 5606000  
Holder SHD 5606000



Panel SOP 5210000  
Holder SHD 5210000



Panel ROP 5412000  
Holder RHD 5412000

## Cadillac Graphics, Inc.

4521 N.E. 5th Terrace • Fort Lauderdale, FL 33334 • (954) 772-2440 • Fax (954) 772-5567










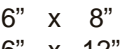
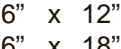

# Radius & Square Corner - Universal Series

Anodized Aluminum Holders (Frames) & Changeable Panel Inserts

## Architectural Anodized Aluminum Universal Series Sign Holders

- Our Architectural Aluminum Holders (Frames) and Panel Inserts are available with either Radius Corners or Square Corners to suit all of your contemporary design needs.
- The Universal Series features a Flush Fit Design where the panel fits flush against the inside of the holder, therefore the panel insert outer dimension is the same as that of the holder inside dimension.
- Easily Interchangeable Panels.
- Overall Holder Depth for either style measures 1/2" which includes 3/8" anodized aluminum frame and 1/8" masonite hardboard backing and will accept up to a 1/8" thick panel insert.
- Holders (Frames) are available in Satin Silver, Polished silver, Satin gold, Polished Gold, Bronze and Black.
- Panel Inserts are of a Modified Acrylic material and are available in many designer colors.
- See color chart for this series on back of brochure.
- For fast delivery, please order stock sizes from the charts below.
- Custom sizes are also available.

### Universal Series (Flush Fit Design)

Factory Standard In-Stock Sizes	Panel Insert outside dimensions and Holder (Frame) inside dimensions are the same.	Square Corner		Radius Corner	
		Modified Acrylic Panel Inserts (1/8")  Stock #	Anodized Aluminum Wall Holders (Frames)  Stock #	Modified Acrylic Panel Inserts (1/8")  Stock #	Anodized Aluminum Wall Holders (Frames)  Stock #
  	4" x 4"	SOP 5404	SHD 5404	ROP 5404	RHD 5404
	6" x 6"	SOP 5606	SHD 5606	ROP 5606	RHD 5606
	8" x 8"	SOP 5808	SHD 5808	ROP 5808	RHD 5808
	9" x 9"	SOP 5909	SHD 5909	ROP 5909	RHD 5909
	12" x 12"	SOP 5012	SHD 5012	ROP 5012	RHD 5012
    	2" x 4"	SOP 5204	SHD 5204	ROP 5204	RHD 5204
	2" x 6"	SOP 5206	SHD 5206	ROP 5206	RHD 5206
	2" x 8"	SOP 5208	SHD 5208	ROP 5208	RHD 5208
	2" x 9"	SOP 5209	SHD 5209	ROP 5209	RHD 5209
	2" x 10"	SOP 5210	SHD 5210	ROP 5210	RHD 5210
	2" x 12"	SOP 5212	SHD 5212	ROP 5212	RHD 5212
	4" x 8"	SOP 5408	SHD 5408	ROP 5408	RHD 5408
	4" x 10"	SOP 5410	SHD 5410	ROP 5410	RHD 5410
	4" x 12"	SOP 5412	SHD 5412	ROP 5412	RHD 5412
	4" x 16"	SOP 5416	SHD 5416	ROP 5416	RHD 5416
  	6" x 8"	SOP 5608	SHD 5608	ROP 5608	RHD 5608
	6" x 12"	SOP 5612	SHD 5612	ROP 5612	RHD 5612
	6" x 18"	SOP 5618	SHD 5618	ROP 5618	RHD 5618

Please Specify: Quantity, Product #, Size & Color Selection.

To insure fast service and accuracy when placing orders  
**FAX (1-954-772-5567) or mail in our standard Order Form.**

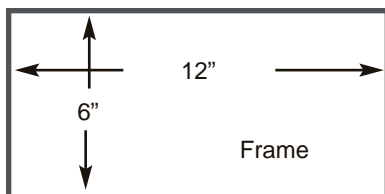
# Radius & Square Corner - Universal Series

Anodized Aluminum Holders (Frames) & Changeable Panel Inserts - Custom Sizes

## • Custom Sizes

Our Universal Series (Flush Fit) Aluminum Holders (Frames) and Panel Inserts are also available in custom sizes to meet all of your specific design needs in either Radius Corner or Square Corner styles. Custom sizes in the Universal Series are of a Flush Fit Design where the panel fits flush against the inside of the holder, therefore the panel insert outer dimension is the same as that of the holder inside dimension. See color chart for this series on the back of this brochure.

## • Universal Series (Flush Fit) Aluminum Holders (Frames)

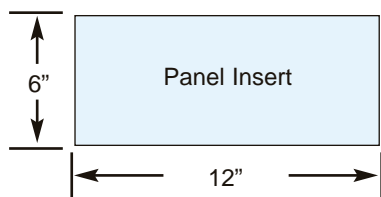


Our Universal Series (Flush Fit) Aluminum Holders (Frames) are custom fabricated to your specifications based on the inside dimensions of the frame.

**For Example:** To order a Holder (Frame) that measures 6" in height by 12" in length based on the inside dimensions you would need to specify a 6" x 12" Holder.

Also specify whether you want Radius Corner or Square Corner styles.

## • Blank Panel Inserts



Our Blank Panel Inserts are custom fabricated to your specifications based on the outside dimensions of the panel insert.

**For Example:** To order a Panel Insert to fit the above 6" x 12" frame or that measures 6" in height by 12" in length based on the outside dimensions you would need to specify a 6" x 12" panel insert.

Also specify whether you want Radius Corner or Square Corner styles.

## • Simulated Reveal

If a space is required between the panel and the inside of the holder, the customer will need to specify the outside panel insert dimension, the inside holder dimension and the space required between the panel and the holder.

**For Example:** A 2" x 4" panel with a space of 3/32" all around would require the following specifications; panel size (outside dimension): 2" x 4", holder size (inside dimension): 2 3/16" x 4 3/16", space required: 3/32".

Please Specify: Quantity, Product #, Size & Color Selection.

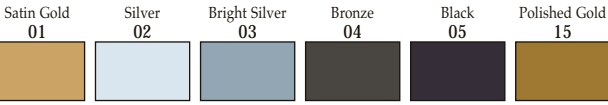
To insure fast service and accuracy when placing orders  
FAX (1-954-772-5567) or mail in our standard Order Form.

# Universal Series Aluminum Frame (Flush Fit) & Plastic Panel Insert

## Color Charts

### H2 Architectural Line Holder Colors

Interior/Exterior Use • Anodized Aluminum • 1/2" Thickness • For Desk Bar 1 1/2" Thickness • Holders will accept up to 1/8" Materials

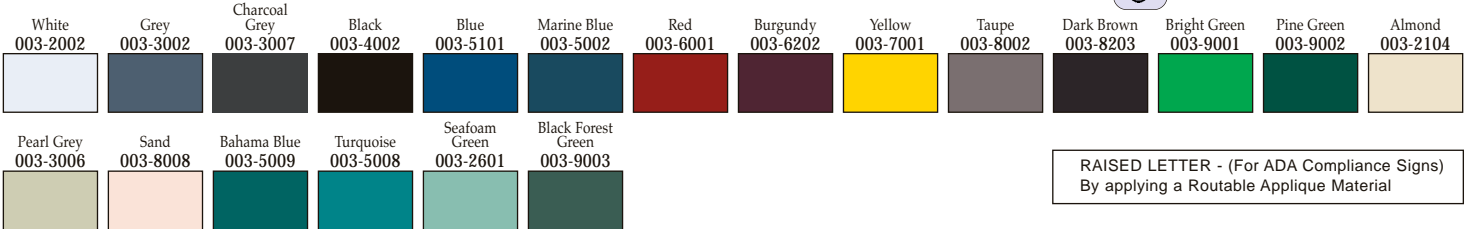


### P 16 Modified Acrylic Solids - Factory Standard (1/8")

Interior/Exterior • Matte Non-Glare Finish • Thickness 1/16" or 1/8" • Excellent for ADA letter / braille applications



Letter Process Options:  
VS - Vinyl Surface  
EBL - Raised Letter



RAISED LETTER - (For ADA Compliance Signs)  
By applying a Routable Applique Material

### P 5 The Acrylics - 1 Ply Solid Panels

Interior/Exterior Use • Solid 1-Ply Acrylic Panel Material • Durable Quality Acrylic • Matte Non-Glare Finish is Factory Standard (Polished available) • 1/8" Thickness



Letter Process Choices:  
VS - Vinyl Surface  
SS - Silkscreen  
EBL - Raised Letter



RAISED LETTER - (For ADA Compliance Signs)  
By applying a Routable Applique Material

### P 8 The Ultra Mattes - 2-Ply Material

Interior/Exterior Use • 2-Ply Low-Glare Matte Finish • 2-Layer Flexible Material • First Surface Color is Panel background color with 2nd-Ply Contrasting core color • 1/16" or 1/8" Thickness

Letter Process Options:  
ES - Engraved Surface  
VS - Vinyl Surface  
SS - Silkscreen



### P 11 The Metals - 2-Ply Material

Interior/Exterior Use • 2-Ply Brushed or Smooth Finish • 2-Layer Flexible Material • First Surface Color is Panel background color with 2nd-Ply Contrasting core color • Horizontal Grain Factory Standard 1/16" Thickness (1/8" Not Available)

Letter Process Options:  
ES - Engraved Surface  
VS - Vinyl Surface  
SS - Silkscreen



### P 12 The Woods - 2-Ply Material

Interior/Exterior Use • 2-Layer Flexible Material Simulated Woodgrain Finish • First Surface Color is Panel background Color with 2nd-Ply Contrasting core color  
Factory Standard 1/16" Thickness (1/8" Also Available)

### P 12 & P 13

Letter Process Options:  
ES - Engraved Surface  
VS - Vinyl Surface  
SS - Silkscreen

### P 13 The Granites - 2-Ply Material

Interior/Exterior Use • 2-Layer Flexible Material • First Surface Color is Panel background Color with 2nd-Ply Contrasting core color • 1/16" or 1/8" Thickness



**NOTE:** Due to screen and printing limitations, colors shown in this document are representative and may not match exactly with actual colors.